

ENVIRONMENTAL PRODUCT DECLARATION

HIGH DENSITY [HD]
POLYISO ROOF COVER BOARD



GENERAL INFORMATION

This cradle-to-gate with options Environmental Product Declaration covers a polyiso high density (HD) cover board product produced at Jacksonville Plant. The Life Cycle Assessment (LCA) was prepared in conformity with ISO 21930, ISO 14025, ISO 14040, and ISO 14044 and PCR Part A: Life Cycle Assessment Calculation Rules and Report Requirements (UL 10010, Version 4.0) and Services Part B: Roof Cover Board EPD Requirements (UL 10010-36, Version 1.0). This EPD is intended for business-to-business (B-to-B) audiences.



Holcim Solutions and Products US LLC

26 Century Boulevard, Suite 205
Nashville, Tennessee 37214



Jacksonville Plant

6831 Stuart Avenue
Jacksonville, Florida 32254



Program Operator

ASTM International
100 Barr Harbor Drive
West Conshohocken, PA 19428
610-832-9500
www.astm.org

EPD# 877

March 24, 2025
Valid for 5 years



LCA/EPD Developer

Climate Earth, Inc.
137 Park Place, Suite 204
Pt Richmond, CA 94801
415-391-2725
www.climateearth.com

Product Category Rules for Building-Related Products and Services Part A: Life Cycle Assessment Calculation Rules and Report Requirements (UL 10010, Version 4.0) serves as the core PCR; Part B: Roof Cover Board EPD Requirements (UL 10010-36, Version 1.0) serves as the sub-category PCR.

- Core PCR review was conducted by **Lindita Bushi**, PhD, (Chair) Athena Sustainable Materials Institute (lindita.bushi@athenasmi.org), **Hugues Imbeault-Tétreault**, Eng., M.A.Sc., Groupe AGÉCO (hugues.i-tetreault@groupeageco.ca) & **Jack Geibig**, Ecoform, LLC (jgeibig@ecoform.com).
- Sub-category PCR review was conducted by **Jack Geibig** (Chair), Ecoform, LLC, jgeibig@ecoform.com, **Angela Fisher**, LCA CP, Aspire Sustainability, angela@aspireustainability.com & **Mike Ennis**, Ennis Associates, m.ennis@mac.com
- Independent verification of the declaration, according to ISO 21930:2017 and ISO 14025:2006.: internal external
- Third party verifier: **Thomas P. Gloria**, PhD. (t.gloria@industrial-ecology.com) • Industrial Ecology Consultants
- For additional explanatory material: Manufacturer Representative: **Sherrie MacWilliams** (sherrie.macwilliams@holcim.com)
- This LCA EPD was prepared by: **Coby Olson**, Senior LCA and EPD Project Manager • Climate Earth (www.climateearth.com)

Limitations:

- Environmental declarations from different programs (ISO 14025) may not be comparable.
- Comparison of the environmental performance of products using EPD information shall be based on the product's use and impacts at the building level, and therefore EPDs may not be used for comparability purposes when not considering the building energy use phase as instructed under this PCR.
- Full conformance with this PCR allows EPD comparability only when all stages of a life cycle have been considered. However, variations and deviations are possible". Example of variations: Different LCA software and background LCI datasets may lead to differences results for upstream or downstream of the life cycle stages declared.



PRODUCER

Holcim Solutions and Products US LLC delivers high-performance solutions that make the entire building envelope more sustainable for customers around the world. We are committed to raising the standards of building solutions by delivering superior quality and innovation while addressing industry needs.

Our offerings cover a comprehensive range of residential and commercial roofing, wall and lining systems, insulation, and waterproofing solutions for a variety of industries from construction to marine and aerospace. Our powerful portfolio of brands includes Elevate, Duro-Last, Malarkey Roofing Products, GenFlex, Gaco, and Enverge. Holcim Solutions and Products US LLC is a division of the Holcim Group. Visit HolcimBE.com to learn more.

Holcim's Jacksonville, FL facility is ISO 9000 certified and manufactures Elevate polyiso insulation boards for use in commercial roofing systems. The 243,000 square foot plant opened in 1989.

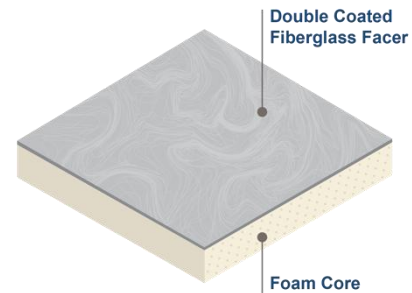


PRODUCT

This EPD covers polyiso HD cover board. HD cover boards are part of a roof system that is installed between insulation and the roofing membrane. HD cover boards add strength, protection and impact resistance to the roofing system and can enhance the roofs performance in a variety of ways including limiting external fire spread, reducing wind uplift, and contributing to the thermal and vapor barrier.

Elevate HD cover board consists of a closed cell polyiso foam core laminated to a specially coated, inorganic, fiberglass facer. With a 0.5 inch thickness, HD cover boards use proprietary foam technology to create a strong protecting barrier with a UL Class A rating for fire resistance. Additionally, the double coating of non-organic facing material on both sides of the insulation board meets ASTM D 3273 standards for mold resistance.

FIGURE 1
Elevate HD Cover Board



The products covered in this EPD have the following Physical and Performance Properties

(as illustrated in tables 1 & 2 below)

TABLE 1

Physical Properties (Sizes, thickness & Mass of different product presentation)

PRODUCT TYPE	BOARD SIZE	PRODUCT THICKNESS	SQFT	WEIGHT (LBS)	LBS / SQ FT	LBS / SQM
HD COVER BOARD	4' x 4'	0.5"	16	7	0.4375	4.709210625

TABLE 2

Performance Properties & Related Standards

TYPICAL PROPERTIES (MEETS ASTM C 1289, TYPE II, CLASS 1)			
PROPERTY	ASTM TEST METHOD		ELEVATE TYPICAL PERFORMANCE
Compressive Strength	Grade 1	D1621	>80 psi (>551 kPa)
	Grade 2	D1621	>80 psi (>551 kPa)
Weight	Grade 1	---	4'x 4' (1.2 m x 1.2 m) 5.5 lb (2.5 kg)
	Grade 2	---	4'x 8' (1.2m x 2.4 m) 11 lb (5 kg) 12 lb (5.4 kg)
Thermal Resistance	C518		2.5 R
Dimensional Stability	D2126		<0.50%
Water Absorption	C209		<3% by volume
Resistance to Mold	D3273		Pass
Flute Span over metal decks	---		2.625" (66.7 cm)
Service Temperature	---		-100 to 250 °F (-73 to 121 °C)
Flame Spread	E84		Index 50
Smoke Development	E84		Index 160-180

* 25 psi (172kPa) available upon request

TABLE 3

Product Components

MATERIAL	% WEIGHTED AVERAGE COMPOSITION
MDI	30.1- 36.8
Polyol	13.1- 16.1
Isopentane / N-Pentane	1.1- 1.3
Facer	41.9- 51.3
Other Components	~4.0

FUNCTIONAL UNIT

The functional unit as required by the PCR (Section 3.1 in Part B of the PCR) is:

The functional unit is 1 m² of installed roof cover board product, excluding other layers, ancillary materials, fasteners and adhesives required to achieve the expected performance.

TABLE 4

Functional Unit Properties

FUNCTIONAL UNIT (FU)	VALUE	SI UNIT	VALUE	IMPERIAL UNIT
<i>1 m² of HD cover board material</i>				
Mass	2.14	kg	4.71	lbs

LIFE CYCLE ASSESSMENT

SYSTEM BOUNDARY

This EPD is a cradle-to-gate with options EPD, covering the life cycle stages indicated in Table 5.

TABLE 5
Life Cycle Product Stages

PRODUCTION STAGE (MANDATORY)			CONSTRUCTION STAGE		USE STAGE					END-OF-LIFE STAGE			
Extraction and upstream production	Transport to factory	Manufacturing	Transport to site	Installation	Use	Maintenance	Repair	Replacement	Refurbishment	De-construction / Demolition	Transport to waste processing or disposal	Waste processing	Disposal of waste
A1	A2	A3	A4	A5	B1	B2	B3	B4	B5	C1	C2	C3	C4
X	X	X	X	X	MND	MND	MND	X	MND	X	X	X	X

NOTE: MND = module not declared; X = module included.

CUT-OFF

Items excluded from system boundary include:

- production, manufacture and construction of manufacturing capital goods and infrastructure;
- production and manufacture of production equipment, delivery vehicles, and laboratory equipment;
- personnel-related activities (travel, furniture, and office supplies); and
- energy and water use related to company management and sales activities that may be located either within the factory site or at another location.

MANUFACTURING

The manufacturing process applied at Jacksonville is depicted in the flow diagram presented in Figure 2. Within this stage, all manufacturing activities of HD cover boards, including packaging, manufacturing waste, and associated releases to the air, soil, ground, and surface water are included.

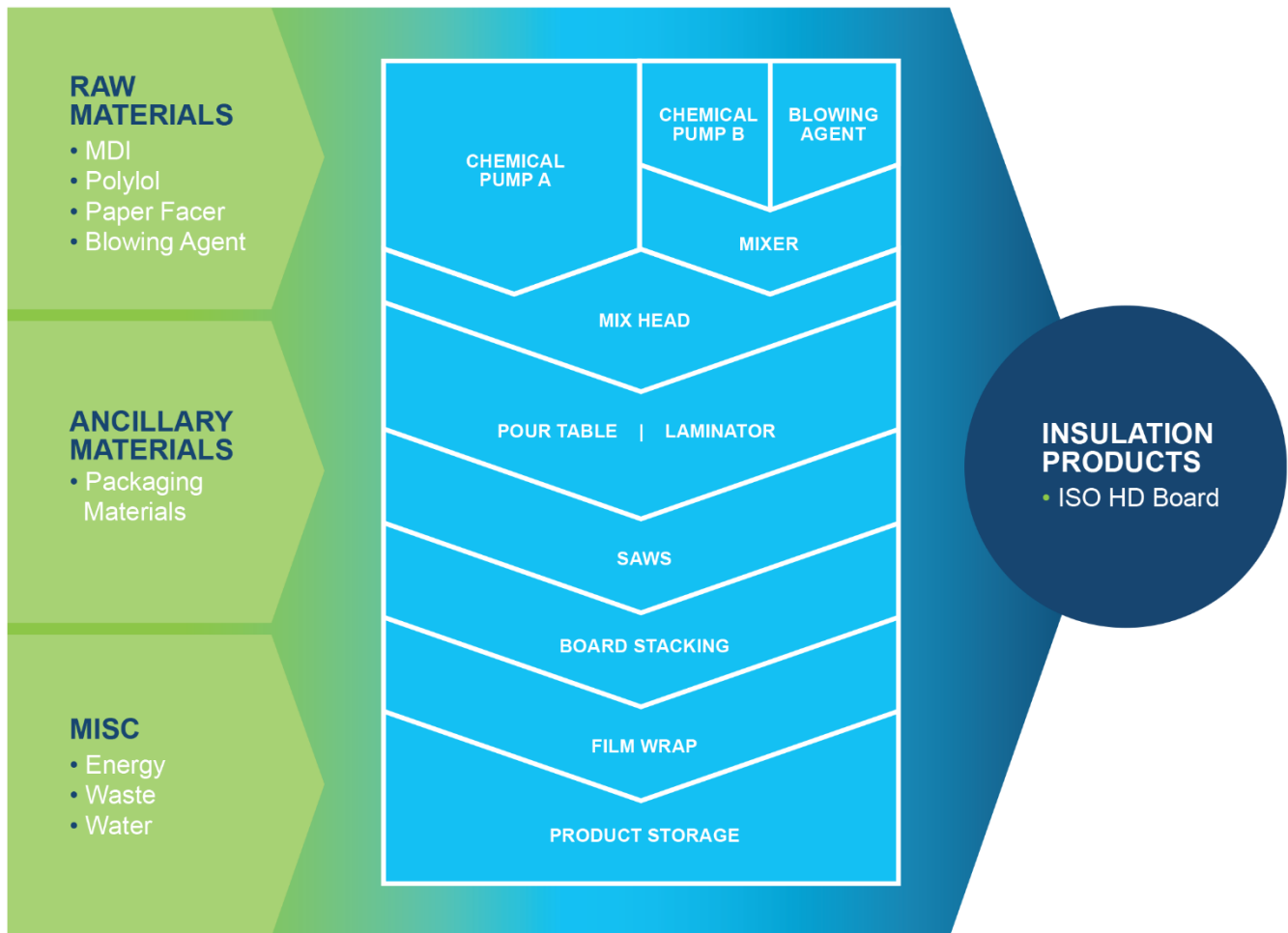
There are multiple raw material inputs in the manufacturing process. Raw materials are stored in onsite tanks. The chemicals from the Pump “A” side (MDI), the chemical pump “B” side (polyester polyol plus catalyst, surfactant, and flame retardant) and the blowing agent are pumped from raw materials storage tanks into process tanks. The “B” side and blowing agent combine with the “A” side at the mix head injected between the top and bottom facers on the pour table. The mixed chemicals react rapidly to form a closed-cell cover board sandwiched between the top and bottom facers. The HD cover board moves through a heated laminator, which controls thickness and aids in cell formation, curing, and facer adhesion. The HD cover board exits the laminator and is fed through saws that trim the board to the desired width and length. After processing, the HD cover boards are stacked and wrapped in film to be stored.

The finished HD cover board are placed on a pallet made of scrap HD polyiso insulation board slats. After being labeled, the pallets are moved via fork truck to a warehouse area for storage and eventual loading onto trucks for shipment.

After manufacturing (A1-A3) processes, the installation phase covers both transport to site (A4) and Installation (A5). For modeling this process, some assumptions are considered. For example, the HD cover boards are transported in average 302 miles to its installation site in typical diesel trucks with high capacity but very low weight due to the product’s low density. After being transported to the site, the pallets are unloaded from the truck to the rooftop using a diesel crane. Then, the HD cover boards are installed manually through a mechanical attachment procedure involving fasteners and fastening plates and necessary equipment to support the procedure. Finally, the waste scrap from installation is collected and transported to a local landfill for disposal. Disposal of installation waste scrap to a local landfill was modeled as 7% of total volume, according to PCR specific rules.

FIGURE 2

Process Flow Diagram of HD Cover Board



B1 – B5 USE STAGE

As part of a system, the HD cover boards are covered and protected by a roofing membrane. The roof membrane, when installed properly and adequately maintained, protects the HD cover board from the environmental elements and weather during its use. Therefore, it is expected that the HD cover board will not sustain damage that affects its performance and function. As defined in the PCR, the Building Estimated Service Life (ESL) is 75 years. Assuming that the whole system is well installed and maintained, the HD cover board will serve its functional purpose for the 75-year life span of the building. However, usually at least one reroofing activity will take place during the 75-year building ESL. This practice establishes a 40-year RSL for HD cover boards, which brings a 1.9 replacement cycle (see further description to support this value in section “Scenarios and additional technical information” below).

C1 – C4 END-OF-LIFE STAGE

At the end of building service life and during roof replacement, the HD cover boards may be reused, recovered and repurposed, or disposed of. This study does not take reuse and recovery into account, and it is assumed that HD cover board is removed when the building is decommissioned and disposed of in a landfill, for which an average distance and specific end of life LCI is applied.

LIFE CYCLE ASSESSMENT RESULTS

This declaration is cradle-to-gate with options. As discussed in the Life Cycle Assessment Scope and Boundaries Section, information modules B1, B2, B3, B5, B6, B7, C1 and C3 do not contribute to impacts and are declared as zero. Optional Module D – Benefits and Loads Beyond the System Boundary – is not included in this LCA study. Only relevant stages are presented with results, to make it easier to follow.

TABLE 6: **HD COVER BOARD**, per 1 m²

IMPACT ASSESSMENT (UNIT)	PRODUCTION (A1-A3)	TRANSPORT (A4)	INSTALLATION (A5)	REPLACEMENT (B4)	TRANSPORT TO DISPOSAL OF WASTE (C2)	DISPOSAL OF WASTE (C4)	TOTAL
Global warming potential (GWP)¹ (kg CO₂ eq)	4.30	0.08	0.27	4.20	8.84E-03	0.01	8.87
Depletion potential of the stratospheric ozone layer (ODP) (kg CFC-11 eq)	5.43E-08	3.48E-12	3.97E-10	4.93E-08	3.70E-13	4.63E-09	1.09E-07
Eutrophication potential (EP) (kg N eq)	0.02	6.11E-05	6.03E-05	0.01	5.88E-06	1.27E-05	0.03
Acidification potential of soil and water sources (AP) (kg SO₂ eq)	0.02	1.02E-03	1.01E-03	0.02	9.85E-05	8.83E-05	0.03
Formation potential of tropospheric ozone (POCP) (kg O₃ eq)	0.27	0.03	0.02	0.29	2.48E-03	2.52E-03	0.60
Resource Use							
Abiotic depletion potential for non-fossil mineral resources (ADP_{elements})²	2.88E-06	0.00	4.40E-09	2.59E-06	0.00	1.28E-08	5.48E-06
Abiotic depletion potential for fossil resources (ADP_{fossil}) (MJ, NCV)	49.8	1.18	9.37	54.4	0.13	0.30	115.1
Renewable primary energy resources as energy (fuel), (RPRE)²* (MJ, NCV)	2.70	0.00	0.02	2.45	0.00	2.03E-03	5.17
Renewable primary resources as material, (RPRM^{Error! Bookmark not defined.})* (MJ, NCV)	0.00	0.00	0.00	0.00	0.00	0.00	0.00
Non-renewable primary resources as energy (fuel), (NRPRE^{Error! Bookmark not defined.})* (MJ, NCV)	101.0	1.18	9.58	100.7	0.13	0.31	212.9
Non-renewable primary resources as material, (NRPRM^{Error! Bookmark not defined.})* (MJ, NCV)	0.00	0.00	0.00	0.00	0.00	0.00	0.00
Consumption of fresh water, (FW^{Error! Bookmark not defined.}) (m³)	0.14	0.00	0.01	0.14	0.00	3.30E-04	0.30
Secondary Material, Fuel and Recovered Energy							
Secondary Materials, (SM^{Error! Bookmark not defined.})* (kg)	0.00	0.00	0.00	0.00	0.00	0.00	0.00
Renewable secondary fuels, (RSP^{Error! Bookmark not defined.})* (MJ, NCV)	0.00	0.00	0.00	0.00	0.00	0.00	0.00
Non-renewable secondary fuels (NRSF^{Error! Bookmark not defined.})* (MJ, NCV)	0.00	0.00	0.00	0.00	0.00	0.00	0.00
Recovered energy, (RE^{Error! Bookmark not defined.})* (MJ, NCV)	0.00	0.00	0.00	0.00	0.00	0.00	0.00
Waste & Output Flows							
Hazardous waste disposed, (HW^{Error! Bookmark not defined.})* (kg)	7.80E-04	0.00	0.00	7.02E-04	0.00	0.00	1.48E-03
Non-hazardous waste disposed, (NHWD^{Error! Bookmark not defined.})* (kg)	0.10	0.00	0.12	0.20	0.00	1.65	2.06
High-level radioactive waste, (HLRW^{Error! Bookmark not defined.})* (kg)	1.30E-09	0.00	5.26E-13	1.17E-09	0.00	3.44E-12	2.47E-09
Intermediate and low-level radioactive waste, (ILLRW^{Error! Bookmark not defined.})* (kg)	8.13E-09	0.00	2.53E-12	7.32E-09	0.00	1.65E-11	1.55E-08
Components for reuse, (CRU^{Error! Bookmark not defined.})* (kg)	0.00	0.00	0.00	0.00	0.00	0.00	0.00
Materials for recycling, (MR^{Error! Bookmark not defined.})* (kg)	0.02	0.00	0.00	0.02	0.00	0.00	0.05
Materials for energy recovery, (MER^{Error! Bookmark not defined.})* (kg)	0.00	0.00	0.00	0.00	0.00	0.00	0.00
Recovered energy exported from the product system, (EE^{Error! Bookmark not defined.})* (MJ, NCV)	0.00	0.00	0.00	0.00	0.00	0.00	0.00

* Emerging LCA impact categories and inventory items are still under development and can have high levels of uncertainty that preclude international acceptance pending further development. Use caution when interpreting data in these categories. The following optional indicators are not reported and have high levels of uncertainty: Land use related impacts, toxicological aspects, and emissions from land use change

**Only EPDs prepared from cradle-to-grave life-cycle results and based on the same function, quantified by the same functional unit, and taking account of replacement based on the product reference service life (RSL) relative to an assumed building service life, can be used to assist purchasers and users in making informed comparisons between products.

¹ GWP 100; 100-year time horizon GWP factors are provided by the IPCC 2013 Fifth Assessment Report (AR5). CO₂ from biogenic secondary fuels used in kiln are climate-neutral (CO₂ sink = CO₂ emissions), ISO 21930, 7.2.7.

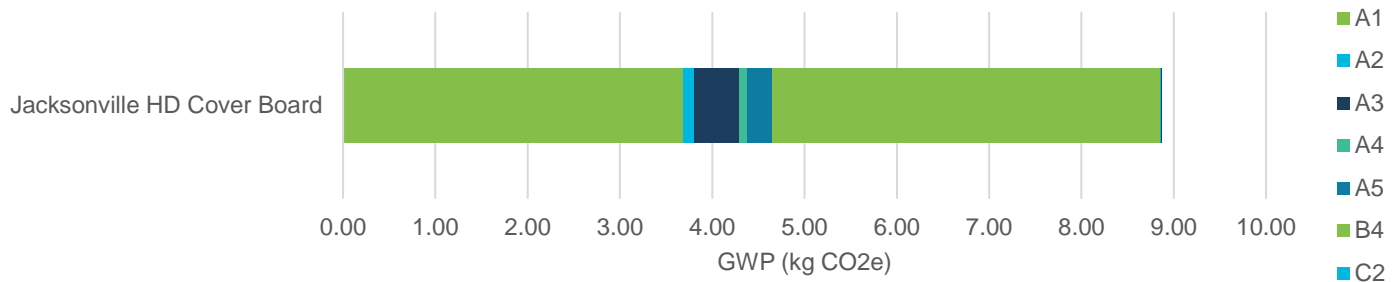
² Calculated per ACLCA ISO 21930 Guidance.

INTERPRETATION

The GWP impacts for each information module are shown below in Figure 3.

FIGURE 3

Comparison of Elevate HD Cover Board GWP impacts across information modules



As evidenced by Figure 3, most of the GWP impacts for these cover boards come from the modules A1 and B4. Module B4, the replacement stage, accounts for 47.3% of the total GWP impact of the product, which is understandable as this module accounts for 90% of the impacts from all other modules. Module A1 accounts for 41.5% of the total GWP impact of the product due to the upstream production of the materials used in the production of the HD cover boards.

While GWP is specifically assessed in Figure 3, several other impact categories are distributed in a similar fashion.

LIMITATIONS

Life cycle impact assessment (LCIA) results are relative expressions and do not predict impacts on category endpoints, the exceeding of thresholds, safety margins, or risks.

Emerging LCA impact categories and inventory items are still under development and can have high levels of uncertainty that preclude international acceptance pending further development. Use caution when interpreting data from the following categories:

- renewable primary energy resources as energy (fuel), (RPRE)
- renewable primary resources as material, (RPRM)
- nonrenewable primary resources as energy (fuel), (NRPRE)
- nonrenewable primary resources as material (NRPRM)
- secondary materials (SM)
- renewable secondary fuels (RSF)
- nonrenewable secondary fuels (NRSF)
- recovered energy (RE)
- abiotic depletion potential for non-fossil mineral resources ($ADP_{elements}$)
- hazardous waste disposed
- nonhazardous waste disposed
- high-level radioactive waste
- intermediate and low-level radioactive waste
- components for reuse
- materials for recycling
- materials for energy recovery; and
- recovered energy exported from the product system.

REFERENCES

- ACLCA. (2019). ACLCA Guidance to Calculating Non-LCIA Inventory Metrics in Accordance with ISO 21930:2017.
- ASTM International. (April 2020). General Program Instructions, v8.0.
- ecoinvent. (2021). The ecoinvent Database v.3.8. Zurich, Switzerland: The Swiss Centre for Life Cycle Inventories.
- ISO 14020. (2000). Environmental labels and declarations – General principles.
- ISO 14025. (2006). Environmental labels and declarations, Type III environmental declarations, Principles and procedures.
- ISO 14040. (2006). ISO 14040: Environmental Management – Life Cycle Assessment – Principles and Framework.
- ISO 14044. (2006/Amd 1:2017/Amd 2:2020). Environmental management – Life cycle assessment – Requirements and guidelines
- ISO 21930. (2017). ISO 21930; Sustainability in buildings and civil engineering works – Core rules for environmental product declarations of construction products and services.
- Long Trail Sustainability. (2021). DATASMART (ES-EI Database). Huntington, VT: Long Trail Sustainability.
- National Renewable Energy Laboratory. (2015). U.S. Life-Cycle Inventory (LCI) database.
- PRé Sustainability. (2024). SimaPro Vers. 11.0.0.5 www.pre-sustainability.com/simapro.
- UL. (2022). Product Category Rules for Building Related Products and Services, Part A: Life Cycle Assessment Calculation Rules and Report Requirements (UL 10010, Version 4.0).
- UL. (2021). Product Category Rules (PCR) Guidance for Building-Related Products and Services Part B: Roof Cover Protection Board EPD Requirements (UL10010-1, Version 1.0).
- US EPA. (2014). Tool for the Reduction of Assessment of Chemical and Other Environmental Impacts (TRACI).
- US EPA. (2022). Emissions & Generation Resource Integrated Database (eGRID).

26 Century Boulevard, Suite 205

Nashville, TN 37214

1.800.428.4442

HolcimBE.com

